



### District Report Card: 2017


<b>State:</b> Gujarat	<b>District:</b> Botad
<b>Class:</b> 8	<b>Subject:</b> Language
<b>Schools:</b> 51	<b>Students:</b> 1375


### Participation/Coverage


#### Students

<b>GENDER</b> 	Boys		Girls	
	Number	%	Number	%
	666	48.44	709	51.56

<b>AREA</b> 	Rural		Urban	
	Number	%	Number	%
	1141	82.98	234	17.02

<b>CATEGORY</b> 	SC		ST		OBC		GEN	
	Number	%	Number	%	Number	%	Number	%
	104	7.56	14	1.02	1212	88.15	45	3.27

<b>CWSN</b> 	LD	VI	HI	S&LD	ID	Oth
	0	1	0	0	4	3

<b>Management</b> 	Government		Government-aided	
	Number	%	Number	%
	1375	100.00	0	0.00

### Average Performance of Students in Language (%)

Overall	Gender		Area		Management		Social Group			
	Male	Female	Rural	Urban	Govt.	Aided	SC	ST	OBC	GEN
70.28	68.76	71.71	70.59	68.75	70.28	0.00	66.60	64.76	70.47	75.26

## Performance on Learning Outcomes (LOs)

Learning Outcomes	Description	Average Performance(%)
L813	Read textual/non-textual materials with comprehension and identifies the details, characters, main idea and sequence of ideas and events while reading	70.28

Range of Performance of Students who Answered Correctly							
Below 30%		30% - 50%		50% - 75%		Above 75%	
Number	%	Number	%	Number	%	Number	%
71	5.16	164	11.93	531	38.62	609	44.29

## Lowest Performing Learning Outcomes (LOs)

1 - Read textual/non-textual materials with comprehension and identifies the details, characters, main idea and sequence of ideas and events while reading (70.28)